



PHILIPS

Clinical Education

Focused Cardiac Ultrasound

In today's competitive and dynamic healthcare climate, it is critical to use your medical imaging systems to their fullest potential. Our goal at Philips Healthcare is to provide the clinical education you need to make the most of your equipment investment.

Philips Ultrasound Point of Care POC 100

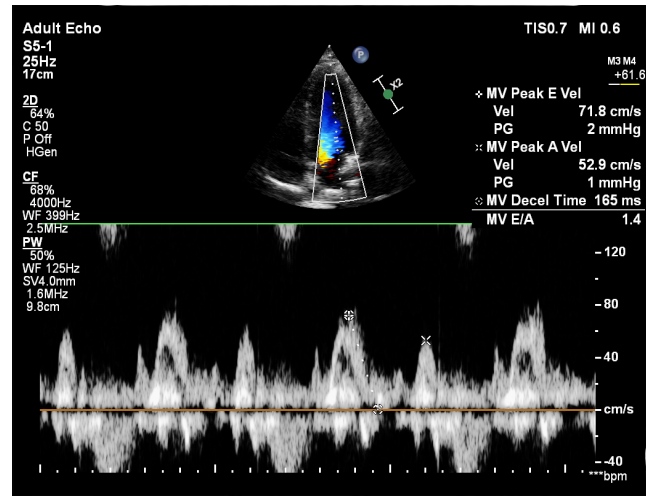
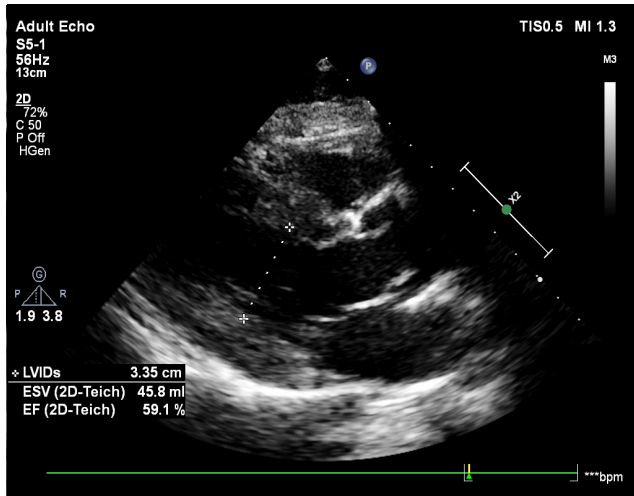
This Philips Clinical Education workshop is designed for individuals looking to develop a cognitive and technical understanding of the focused cardiac ultrasound exam. It focuses on delivering the knowledge and practical skill for obtaining ultrasound images of heart in a critical care setting.

Attendees will review normal cardiac anatomy, discuss left ventricular function and review pericardial assessment. The workshop focuses on obtaining and optimizing images from various acoustic windows.

Prerequisite

Must be a physician, nurse, medical student or qualified sonographer.

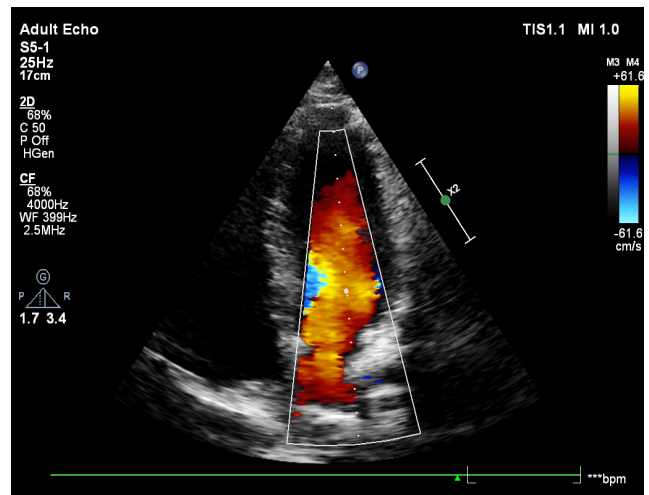
Focused Cardiac Ultrasound (POC 100)



Course Objectives

Upon completion of this course, the learner should be able to:

- Discuss the indications and contraindications for focused cardiac ultrasound (echocardiography)
- Explain left ventricular function and ejection fraction
- Discuss pulmonary artery and right heart pressure
- Describe the major views of the focused cardiac ultrasound exam (parasternal, apical, subcostal)
- Discuss pericardial assessment, pericardial effusion and tamponade



For more information

Contact Philips Ultrasound Clinical Education at 800.522.7022 and visit our education catalog at

www.learningconnection.philips.com/ultrasound

© 2019 Koninklijke Philips N.V. All rights are reserved.

Philips Healthcare reserves the right to make changes in specifications and/or to discontinue any product at any time without notice or obligation and will not be liable for any consequences resulting from the use of this publication.



Please visit www.usa.philips.com/healthcare-medical-education

Printed in The United States.
Feb 2019